

ATF2 (Phospho-Thr73 or 55) Polyclonal Antibody

ORDERING INFORMATION

Catalog No.: 43032

Format: 100ul at 1.0mg/ml in PBS (without Mg²⁺ and Ca²⁺), pH 7.4, 150mM NaCl, 0.02% sodium azide and 50% glycerol. Affinity-purified on phosphopeptide; non-phosphopeptide-reactive antibodies were removed by chromatography on non-phosphorylated peptide.

BACKGROUND

ATF2 is a transcription factor that is a member of the leucine zipper family of DNA binding protein that can perform multiple functions. It can bind to the cAMP-responsive element (CRE), and it can form a homodimer or a heterodimer with c-Jun and stimulate CRE-dependent transcription. ATF2 is also a histone acetyltransferase (HAT) that specifically acetylates histones H2B and H4 *in vitro*. ATF2 may also be involved in a cell's DNA damage response independent of its role in transcriptional regulation.

SPECIFICATION SUMMARY

Antigen: Peptide sequence that includes phosphorylation sites of threonine 73 or 55 (T-P-T(p)-R-F) derived from human ATF2 and conjugated to KLH.

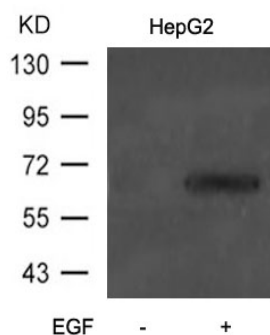
Accession no.: P15336, NP_001871.2

Host Species: Rabbit

Specificity: This antibody detects endogenous human, mouse, rat, and monkey ATF2 only when phosphorylated at threonine 73 or 55.

APPLICATION

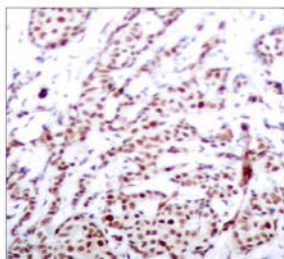
Immunoblotting: use at dilution of 1:500-1:1,000. A band of ~65-75kDa is detected.



Detection of ATF2 (phospho-Thr73 or 55) in extracts of HepG2 cells untreated or treated with EGF.

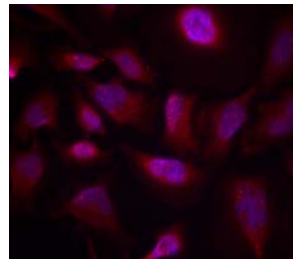
These are recommended working dilutions. Enduser should determine optimal dilutions for their applications.

Immunohistochemistry: use at dilution of 1:50-1:100.



Detection of ATF2 (phospho-Thr73 or 55) in paraffin-embedded human breast carcinoma tissue.

Immunofluorescence: use at 1:100-1:200.



Detection of ATF2 (phospho-Thr73 or 55) in methanol-fixed HeLa cells.

DILUTION INSTRUCTIONS

Dilute in PBS or medium that is identical to that used in the assay system.

STORAGE AND STABILITY

This antibody is stable for at least one (1) year at -20°C. Can be stored at 4°C for short-term use.

For in vitro investigational use only. Not intended for therapeutic or diagnostic applications.